

Monthly Factsheet

December 2025



Canadian General Investments, Limited (CGI or the Company) is domiciled in Canada and incorporated under the laws of Ontario, Canada. CGI is a closed-end equity fund focussed on medium- to long-term investments in primarily Canadian corporations. The Company's common shares are publicly listed and trade on the Toronto Stock Exchange and the London Stock Exchange (symbol CGI). [all values in CAD\$]

Quick Facts

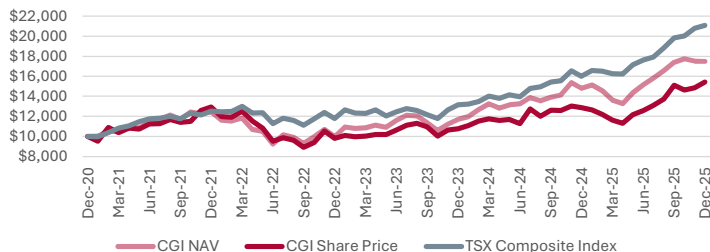
Manager	Morgan Meighen & Associates Limited	Share Price	\$ 47.25
Inception	1930	Net Asset Value	\$ 80.66
TSX and LSE Symbol	CGI	Discount	-41.4%
U.K. Sponsoring Broker	Shore Capital	Net Assets	\$1.683B
Portfolio Manager	D. Greg Eckel, Morgan Meighen	Shares Outstanding	20,861,141
Asst. Portfolio Manager	Victor Cheung, Morgan Meighen	Gearing/Leverage	10.6%
		Management Fee	1.0%
		Ongoing Charge-(June 2025)	1.4%

AIC definition (ex. Leverage, transaction costs)

Performance*

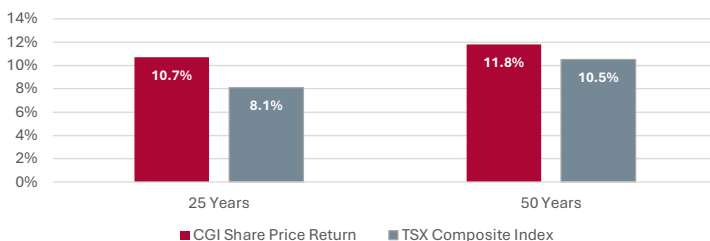
	YTD	1 Year	3 Years	5 Years	10 Years
Share Price	19.9%	19.9%	16.2%	9.1%	13.0%
NAV	18.1%	18.1%	20.6%	11.8%	15.0%
S&P/TSX Composite Index	31.7%	31.7%	21.4%	16.1%	12.7%

5 YEAR RELATIVE PERFORMANCE



LONG-TERM RELATIVE PERFORMANCE

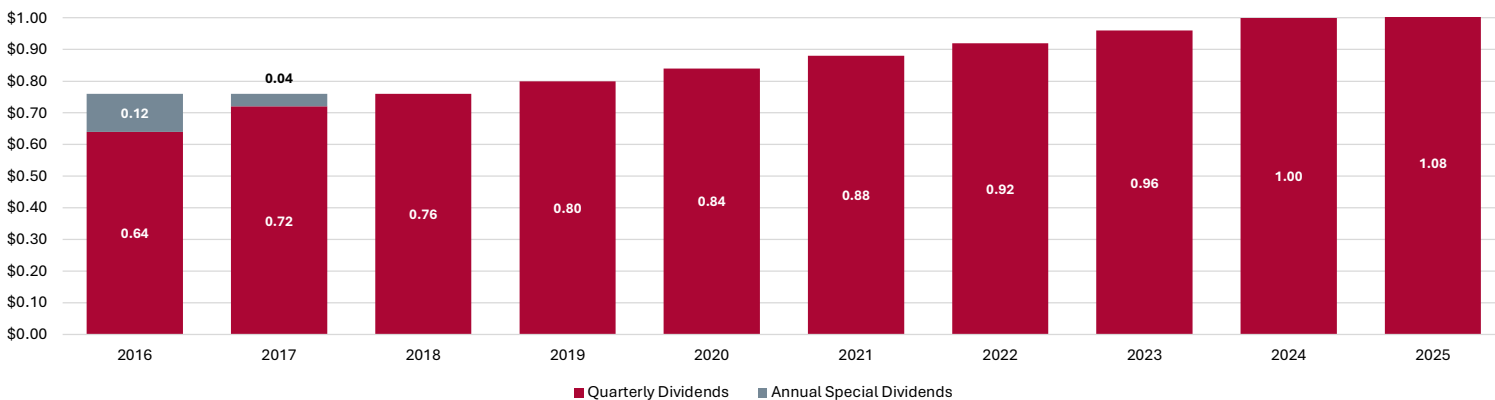
(as at December 31, 2025)



* Total Return, with dividends reinvested.

Benchmark of S&P/TSX Composite Index: This is an index of the equity prices of the largest companies listed on the Toronto Stock Exchange (TSX) and is comprised of about 70% of the market capitalization for all Canada-based companies listed on the TSX. Index returns cited are on a total return basis (including reinvestment of distributions). CGI differs from the benchmark in that, subject to Board policy, a portion of its investment portfolio (currently up to 25%) may be comprised of holdings in securities of U.S. companies.

Dividends



Current Quarterly Dividend	\$ 0.27	Yield - 12 month trailing	2.3%
----------------------------	---------	---------------------------	------

Portfolio Analysis

TOP 10 HOLDINGS

	Sector	% of Portfolio
Celestica Inc.	Information Technology	4.7%
NVIDIA Corporation	Information Technology	4.5%
Franco-Nevada Corporation	Materials	4.4%
Shopify Inc.	Information Technology	3.7%
First Quantum Minerals Ltd.	Materials	3.5%
Dollarama Inc.	Consumer Discretionary	3.4%
WSP Global Inc.	Industrials	3.1%
Canadian Pacific Kansas City Limited	Industrials	3.1%
Royal Bank of Canada	Financials	3.0%
Cameco Corporation	Energy	3.0%
		36.4%

COUNTRY MIX

Canada	81.7%
United States	18.3%

Shareholder Taxation

- Qualified investment in RRSP, RRIF, DPSP, RESP, TFSA, FHSA and RDSP, and eligible for ISAs in the U.K.
- The Company is able to pay regular taxable dividends and capital gains dividends
- All taxable dividends paid to common and preference shareholders are designated as eligible dividends

SECTOR ALLOCATION

Sector	CGI	Benchmark	Over/Under Weight
Information Technology	20.5%	9.7%	10.8%
Industrials	19.6%	10.5%	9.1%
Materials	16.3%	18.1%	-1.8%
Energy	14.4%	14.8%	-0.4%
Financials	14.1%	33.1%	-19.0%
Consumer Discretionary	9.6%	3.3%	6.3%
Real Estate	3.4%	1.5%	1.9%
Communication Services	1.3%	1.9%	-0.6%
Cash & Cash Equivalents	0.8%	0.0%	0.8%
Consumer Staples	0.0%	3.3%	-3.3%
Health Care	0.0%	0.3%	-0.3%
Utilities	0.0%	3.4%	-3.4%
	100.0%	99.9%	

Dividend Reinvestment & Shareholder Purchase Plans

- As well as with reinvested dividends, shareholders may purchase additional shares for cash (minimum \$100 – maximum \$5,000) every quarter. Shares are purchased on the open market, with participants paying the average cost while the Company pays all administrative charges, including commissions.
- Note: U.S. shareholders only eligible for the dividend reinvestment segment of the plan.

Nothing in this document should be construed as a recommendation or solicitation to buy or sell any financial product or investment. Canadian General Investments, Limited has not considered the suitability of this investment against your individual needs and risk tolerance. You should consult with your investment advisor to determine if investing in this product is right for you. This fact sheet is based in part upon information obtained from sources believed to be reliable but not guaranteed to be accurate. Stated returns for periods greater than one year are compound average annual rates of return. Please note the value of an investment and the income from it may go up or down, and you may not receive back the amount originally invested. Past performance is no assurance or indicator of future returns. The investment portfolio may change due to ongoing portfolio transactions of the investment fund. Rates of return are used only to illustrate the effects of the compound growth rate and are not intended to reflect future values of CGI or returns on investment in CGI. Returns for CGI are unaudited.