

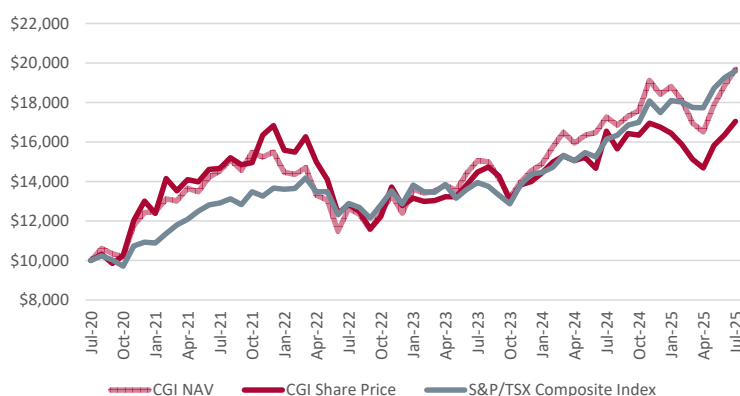
Canadian General Investments, Limited (CGI or the Company) is domiciled in Canada and incorporated under the laws of Ontario, Canada. CGI is a closed-end equity fund focussed on medium- to long-term investments in primarily Canadian corporations. The Company's common shares are publicly listed and trade on the Toronto Stock Exchange and the London Stock Exchange (symbol CGI).

PORTFOLIO ANALYSIS

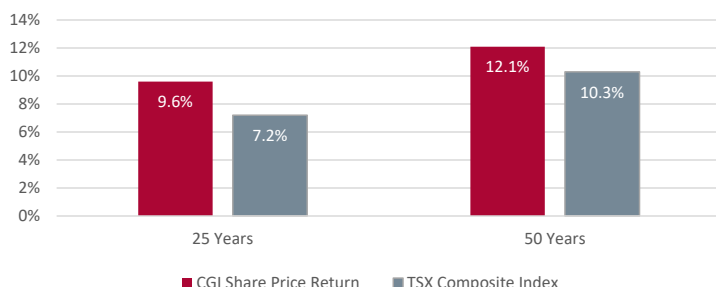
Top 10 Holdings

	Sector	% of Portfolio
Celestica Inc.	Information Technology	5.6%
NVIDIA Corporation	Information Technology	5.4%
WSP Global Inc.	Industrials	3.9%
Franco-Nevada Corporation	Materials	3.7%
Dollarama Inc.	Consumer Discretionary	3.4%
Canadian Pacific Kansas City Limited	Industrials	3.4%
The Descartes Systems Group Inc.	Information Technology	3.4%
Mastercard Incorporated	Financials	3.3%
Shopify Inc.	Information Technology	3.1%
Apple Inc.	Information Technology	2.9%
		38.1%

Relative Performance - 5 Years - Total Return, with dividends reinvested



Long-Term Results - Total Return (as at December 31, 2024)



FUND DETAILS

Investment Objective

It strives, through prudent security selection, timely recognition of capital gains/losses and appropriate income generating instruments, to provide better than average returns to investors.

Portfolio Manager	D. Greg Eckel, <small>Morgan Meighen</small>
Asst. Portfolio Manager	Victor Cheung, <small>Morgan Meighen</small>
Board of Directors	Marcia Lewis Brown A. Michelle Lally Jonathan A. Morgan Vanessa L. Morgan Sanjay Nakra Clive W. Robinson Michael C. Walke

Year End	December 31
Inception	1930
TSX and LSE Symbol	CGI
ISIN	CA1358251074
Benchmark	S&P/TSX Composite Index
Dividend Payable	Quarterly (Mar, Jun, Sep, Dec)
Manager	Morgan Meighen & Associates Limited
U.K. Sponsoring Broker	Shore Capital

Company Statistics

as at July 31, 2025

Net Assets	CAD \$1,532,796,842
Voting Shares in Issue	20,861,141
Free Float	9,906,872
Share Price	\$40.60
Net Asset Value	\$73.48
Discount	44.7%
Average 12 Month Discount	42.3%
Dividend per Annum	\$1.04
Current Yield - 12 month trailing	2.6%
Gearing/Leverage	11.5%
Unrealized Gains	CAD \$1,043,904,502
CAD/GBP Exchange Rate	0.5463
Management Fee	1.0%
Mgmt Expense Ratio	(incl. Leverage costs) 1.88%
6 months to June 2025	
Ongoing Charge-(June 2025)	AIC definition (ex. Leverage, transaction costs) 1.40%

FUND PERFORMANCE

Performance*	1 Month	3 Months	1 Year	3 Years	5 Years	10 years				
Share Price	4.1%	16.0%	3.0%	9.9%	11.2%	10.9%				
NAV	4.4%	19.2%	14.0%	15.9%	14.5%	13.0%				
S&P/TSX Composite Index	1.7%	10.5%	21.4%	15.0%	14.4%	9.8%				
Rolling 12 Month Performance*	Jul 2025	Jul 2024	Jul 2023	Jul 2022	Jul 2021	Jul 2020	Jul 2019	Jul 2018	Jul 2017	Jul 2016
Share Price	3.0%	14.3%	12.8%	-12.4%	46.6%	12.9%	2.8%	22.0%	20.9%	-3.9%
NAV	14.0%	14.7%	19.2%	-13.0%	45.3%	13.7%	4.7%	24.7%	16.2%	-0.4%
S&P/TSX Composite Index	21.4%	15.7%	8.2%	-0.2%	29.1%	1.9%	3.0%	11.7%	6.8%	4.0%

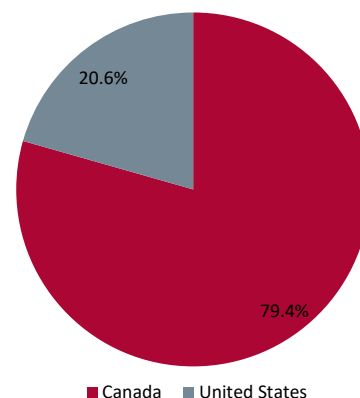
* Total Return, with dividends reinvested.

Benchmark of S&P/TSX Composite Index: This is an index of the equity prices of the largest companies listed on the Toronto Stock Exchange (TSX) and is comprised of about 70% of the market capitalization for all Canada-based companies listed on the TSX. Index returns cited are on a total return basis (including reinvestment of distributions). CGI differs from the benchmark in that, subject to Board policy, a portion of its investment portfolio (currently up to 25%) may be comprised of holdings in securities of U.S. companies.

SECTOR ALLOCATION

Sector	Fund	Benchmark	Over/Under Weight
Information Technology	24.7%	10.1%	14.6%
Industrials	21.0%	12.6%	8.4%
Financials	14.2%	32.7%	-18.5%
Materials	12.7%	13.3%	-0.6%
Energy	12.3%	16.0%	-3.7%
Consumer Discretionary	9.4%	3.4%	6.0%
Real Estate	4.3%	1.8%	2.5%
Cash & Cash Equivalents	0.7%	0.0%	0.7%
Communication Services	0.7%	2.3%	-1.6%
Consumer Staples	0.0%	3.7%	-3.7%
Health Care	0.0%	0.2%	-0.2%
Utilities	0.0%	3.8%	-3.8%
	100.0%	99.9%	

COUNTRY MIX



DIVIDEND HISTORY



SHAREHOLDER TAXATION

- Qualified investment in RRSP, RRIF, DPSP, RESP, TFSA, FHSA and RDSP, and eligible for ISAs in the U.K.
- The Company is able to pay regular taxable dividends and capital gains dividends
- All taxable dividends paid to common and preference shareholders are designated as eligible dividends

DIVIDEND REINVESTMENT & SHAREHOLDER PURCHASE PLANS

- As well as with reinvested dividends, shareholders may purchase additional shares for cash (minimum \$100 – maximum \$5,000) every quarter. Shares are purchased on the open market, with participants paying the average cost while the Company pays all administrative charges, including commissions.

Note: U.S. shareholders only eligible for the dividend reinvestment segment of the plan.

Nothing in this document should be construed as a recommendation or solicitation to buy or sell any financial product or investment. Canadian General Investments, Limited has not considered the suitability of this investment against your individual needs and risk tolerance. You should consult with your investment advisor to determine if investing in this product is right for you. This fact sheet is based in part upon information obtained from sources believed to be reliable but not guaranteed to be accurate. Stated returns for periods greater than one year are compound average annual rates of return. Please note the value of an investment and the income from it may go up or down, and you may not receive back the amount originally invested. Past performance is no assurance or indicator of future returns. The investment portfolio may change due to ongoing portfolio transactions of the investment fund. Rates of return are used only to illustrate the effects of the compound growth rate and are not intended to reflect future values of CGI or returns on investment in CGI. Returns for CGI are unaudited.